



Fitting Front Lower Arm, Rear Bush 39U



39U

Bush Fitting

Following the removal of the OE bush press the steel sleeve into the bore of the arm – Note the direction of insertion (sleeve flange against raised bore of the arm)






With the sleeve inserted into the arm, now press the polyurethane bush into the sleeve – Note the direction of insertion (small diameter into flanged end of sleeve). Washing up liquid should be used to ease the insertion process.

A



Use washing up liquid or tyre soap to fit. Copper Grease or similar products are not needed.

Fitting Front Lower Arm, Front Bush 39T



Bush Fitting

Following the removal of the OE bush push both halves of the polyurethane top hat bushes into the housing from each side.

With the two top hat halves fully home in the housing now inset the tube.



Use washing up liquid or tyre soap to fit. Copper Grease or similar products are not needed.